


POWERTECH


DESIGNED FOR RESIDENTIAL AND COMMERCIAL APPLICATION

KIT PW320/PW330 SWING GATE OPENERS

The POWERTECH PW320/PW330 SWING GATE OPENERS are designed for residential and commercial applications. Each unit comes with a stylish appearance, innovative design and supports motor release via a special key in case of power failures.

KIT PW320/PW330 Accessories:



PW320
Gear Motor



PW330
Gear Motor



PC200
Control Box



PF-1
Flashing Light



PR-1
Transmitter



PPB-1
Push Button



PW320

Gear Motor

- Electro-mechanical gear motor designed for residential and commercial applications
- Maximum weight: 250kgs; maximum length: 2.5mts
- Power requirements: 24VDC
- With embedded hall sensors in the gear motor for emergency stop support
- Soft start and stop motor for better start and closing cycles



PW330

Gear Motor

- Electro-mechanical gear motor designed for residential and commercial applications
- Maximum weight: 300kgs; maximum length: 3.5mts
- Power requirements: 24VDC
- With embedded hall sensors in the gear motor for emergency stop support
- Soft start and stop motor for better start and closing cycles



PF-1

Flashing Light

- 24V halogen bulb offers excellent illumination and longer lifetime
- Comes in a stylish shape and fashionable appearance



PPB-1

Push Button

- Designed for indoor use
- Easy to operate

DESIGNED FOR RESIDENTIAL AND COMMERCIAL APPLICATION

KIT PW320/PW330 SWING GATE OPENERS



PC200

Control box

- Can support up to 50 remote control transmitters
- Can support 24VDC batteries (optional feature) for battery operation during power failures
- Easy to install



PR-1

Transmitter

- Supported Distance: approximately 3mts (line of sight)
- With 2 buttons (for single-gate or dual-gate operation)

Available at: **INFINITE SYSTEMS TECHNOLOGY CORP.**

TEL: 892-9073 to 77

FAX: 892-9077

Address: 7/F Cityland 10 Tower 1, #156 H.V. Dela Costa St.,
Ayala Avenue, Makati City

E-mail: sales@infinite.com.ph

<http://infinitesystems.net>



DESIGNED FOR RESIDENTIAL AND COMMERCIAL APPLICATION













MAX. Weight up to 250kg PER LEAF
Length up to 2.5mts.

KIT PW320 SWING GATE OPENER

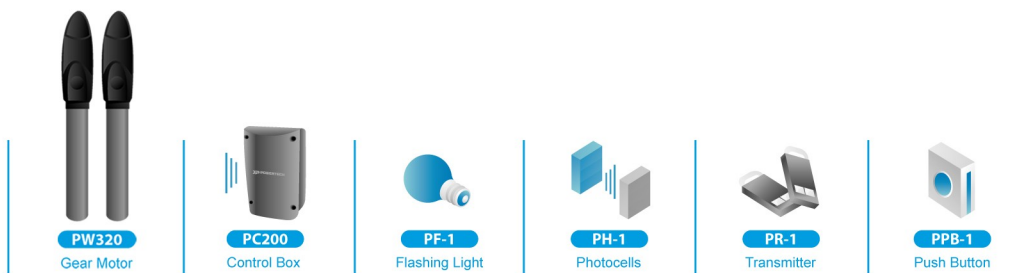
The POWERTECH PW320 SWING GATE OPENER is designed for residential and commercial applications. Each unit comes with a stylish appearance, innovative design and supports motor release via a special key in case of power failures.

THIS TABLE ILLUSTRATES CONTENTS OF EACH KIT AND THE ACCESSORIES THAT CAN BE ADDED.

*Philippine Edition

VERSION	 PW320 Gear Motor	 PC200 Control Box	 PF-1 Flashing Light	 PH-1 Photocells	 PR-1 Transmitter	 PPB-1 Push Button
BASIC						
PREMIUM						

 INCLUDED  OPTIONAL



BOX DIAGRAM



PW320

THE STRONGEST SOLUTION FOR SWING GATES

GATE OPENERS